

Carriere® Motion™ Elastics Protocols



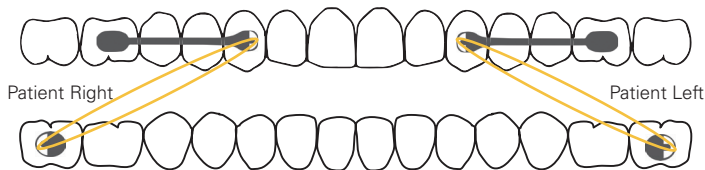
Elastics Protocol for Class II Cases

An elastic will run from upper arch to the lower 7. If the lower 7 is not available, run the elastic from the upper arch to the lower 6.

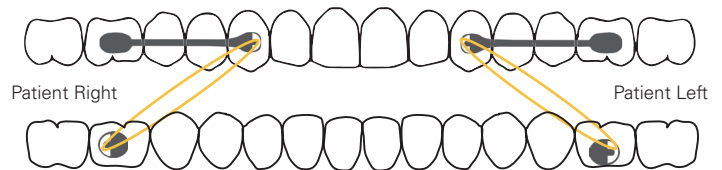
Standard Protocol

- 1st Month: Force 1 elastics (6 oz, 1/4")
- After 1st Month: Force 2 elastics (8 oz, 3/16") thereafter

Motion Upper 3 to 6 with Tube on Lower 7



Motion Upper 3 to 6 with Tube on Lower 6

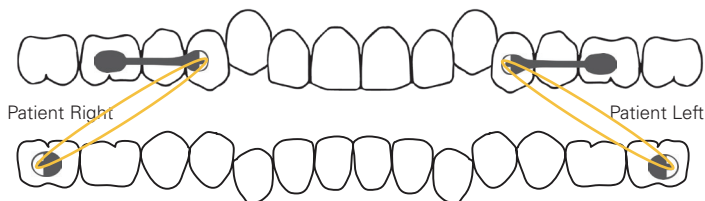


Blocked-Out Canine Protocol

Due to blocked-out, high, or buccally-displaced cuspids.

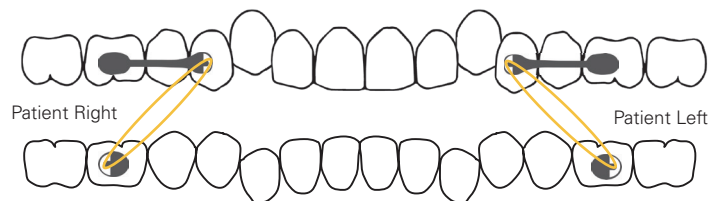
Motion Upper 4 to 6 with Tube on Lower 7

- 1st Month: Force 1 elastics (6 oz, 1/4")
- After 1st Month: Force 2 elastics (8 oz, 3/16") thereafter



Motion Upper 4 to 6 with Tube on Lower 6

- 1st Month and thereafter: Force 2 elastics (8 oz, 3/16")

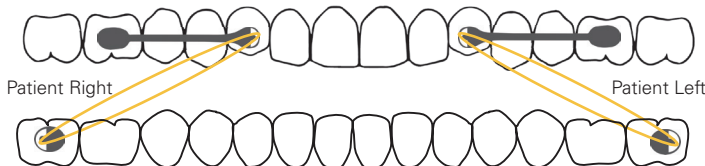


Mixed Dentition Protocol With Deciduous Canine

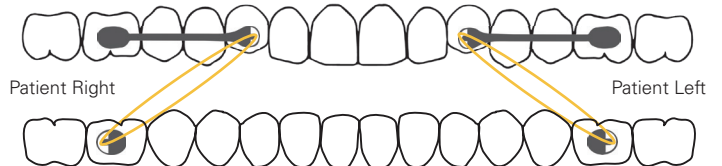
2/3 of deciduous canine's root must be available.

- 1st and 2nd Months: 2 oz, 1/4"
- 3rd and 4th Months: 4 oz, 1/4"
- 5th and 6th Months: 4 oz, 1/4" OR 6 oz, 1/4" at doctor's discretion

Motion From Deciduous Canine With Tube on Lower 7



Motion From Deciduous Canine With Tube on Lower 6



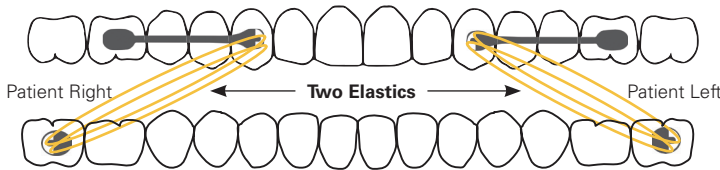
Adult Patients With High-Bone Density

If there is no movement after three months following the standard protocol in Class II, Division II, high-bone density patients, boost the case by doing the following:

Motion 3 to 6 with Tube on Lower 7

1st Month-Night: double up Force 1 and Force 2 elastics (6 oz, 1/4" & 8 oz, 3/16")

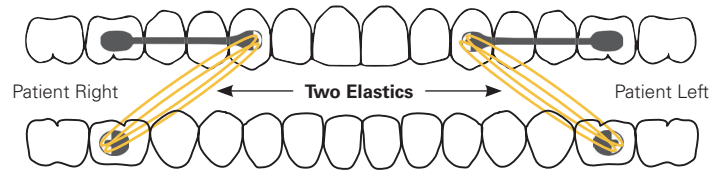
- 1st Month-Day: single wear of Force 2 elastics (8 oz, 3/16")
- 2nd Month and thereafter: revert to single wear of Force 2 elastics (8 oz, 3/16") to finish



Motion 3 to 6 with Tube on Lower 6

1st Month: double up Force 2 elastics (8 oz, 3/16") at night

- 2nd Month and thereafter: revert to single wear of Force 2 elastics (8 oz, 3/16")



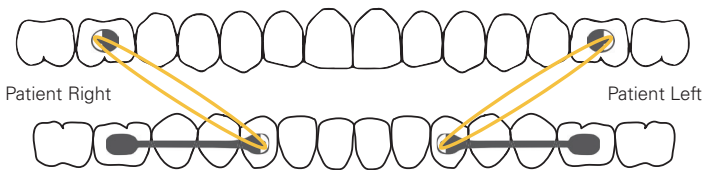
Elastics Protocol for Class III Cases

Standard Protocol

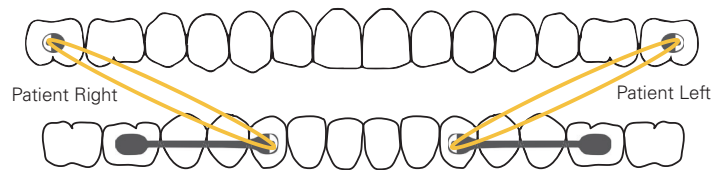
Elastic will run from the lower cuspid to upper molar.

- Use 6 oz, 1/4" (Force 1) elastic throughout the treatment

Motion Lower 3 to 6 with Tube on Upper 6



Motion Lower 3 to 6 with Tube on Upper 7

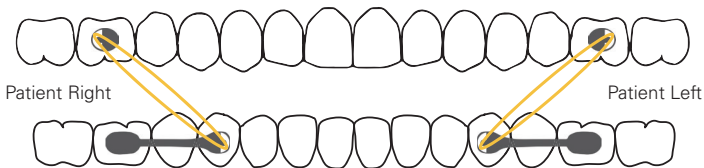


"Shorty" Cases Protocol

Elastic will run from 1st Lower Bicuspid to upper 1st or 2nd molar.

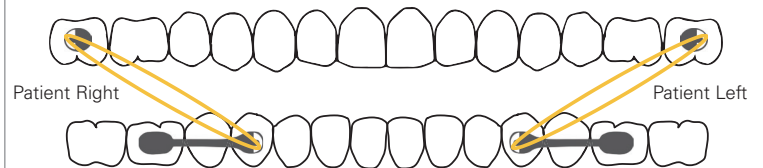
Motion Lower 4 to 6 with Tube on Upper 6

- Use 8 oz, 3/16" (Force 2) elastic throughout the treatment



Motion Lower 4 to 6 with Tube on Upper 7

- Use 6 oz, 1/4" (Force 1) elastic throughout the treatment



For more information on our products and educational offerings, please contact us:

OrthoOrganizers.com

Outside the U.S.: +(1) 760 448 8600 • **Canada:** CERUM 800.661.9567

To email an order outside the U.S.: IntlOrders@OrthoOrganizers.com

Ortho Organizers, Inc. 1822 Aston Ave. Carlsbad, CA 92008-7306 USA

© 2015 Ortho Organizers, Inc. All rights reserved. PN 999-325/INT 06/15 U.S. Patent Nos. 7,618,257, 6,976,839, 7,238,022, and 7,985,070 B2. Foreign Patent Nos. 2,547,433, 1723927, and 2006202089.

